

Multimeter cheat sheet


Bits and pieces



The **BLACK** lead plugs into COM (for 'common' or ground)
The **RED** lead plugs into the center

Measuring voltage




Choose one of the settings in the  (DC voltage) sector, top left.

We will typically use the 20 (20 Volt max) setting or the 2000 m (2000 milliVolts = 2 Volts max) setting.


Measuring current




Choose one of the settings in the  (DC current) sector, top right.
We will typically use the 10 or 200m (10 milliAmperes or 200 mA setting

Measuring resistance



Choose one of the settings in the  (Ohms) sector, center bottom

Use the special  (beep) setting to check continuity

When you are done, set the meter to OFF

[back](#)

[*Hubert van Hecke*](#)

Last modified: Tue Jun 9 00:29:59 MDT 2020